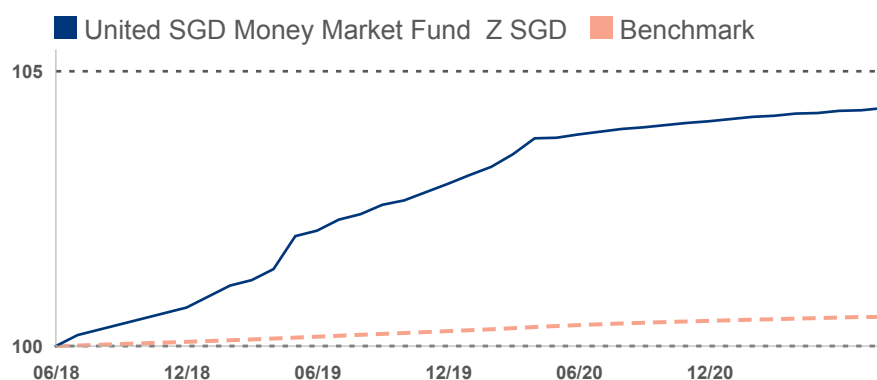


# United SGD Money Market Fund

## Investment Objective

The investment objective of the Fund is to provide a return which is comparable to that of Singapore dollar short-term deposits.

## Fund Performance Since Inception in Base Currency



Fund performance is calculated on a NAV to NAV basis.  
Benchmark: 3M Bank Deposit Rate

Performance By Share Class	Cumulative Performance (%)				Annualised Performance (%)			
	1M	3M	6M	1Y	3Y	5Y	10Y	Since Incept
<b>B SGD</b>								
Fund NAV to NAV	0.02	0.04	0.07	0.20	--	--	--	0.93
Fund (Charges applied <sup>^</sup> )	0.02	0.04	0.07	0.20	--	--	--	0.93
Benchmark	0.00	0.02	0.05	0.12	--	--	--	0.17
<b>Z SGD</b>								
Fund NAV to NAV	0.04	0.09	0.15	0.37	1.32	--	--	1.36
Fund (Charges applied <sup>^</sup> )	0.04	0.09	0.15	0.37	1.32	--	--	1.36
Benchmark	0.00	0.02	0.05	0.12	0.17	--	--	0.17

## Fund Information

### Fund Size

SGD 417.97 mil

### Base Currency

SGD

## Awards

Best Fixed-Income Fund House  
– UOB Asset Management Ltd.  
Morningstar Singapore Fund  
Awards 2017



Awards  
2017

## Contact Details

UOB Asset Management Ltd  
80 Raffles Place #03-00  
UOB Plaza 2  
Singapore 048624

### Hotline

1800 22 22 228(8am to 8pm  
daily, Singapore time)

### Email

uobam@UOBGroup.com

### Website

uobam.com.sg

# United SGD Money Market Fund

Performance By Share Class	Cumulative Performance (%)				Annualised Performance (%)			
	1M	3M	6M	1Y	3Y	5Y	10Y	Since Incept
<b>A1 SGD</b>								
Fund NAV to NAV	0.02	0.02	0.02	0.11	--	--	--	0.57
Fund (Charges applied <sup>^</sup> )	0.02	0.02	0.02	0.11	--	--	--	0.57
Benchmark	0.00	0.02	0.05	0.12	--	--	--	0.16

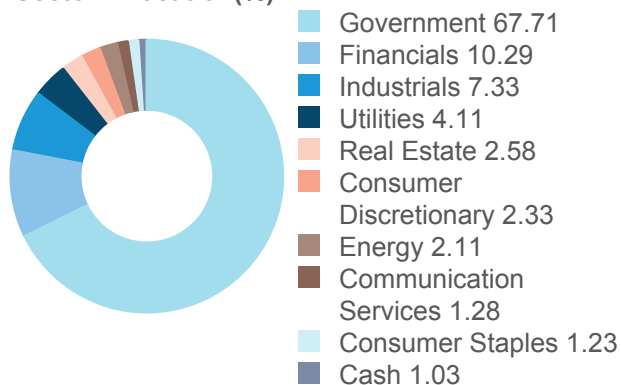
Source: Morningstar. Performance as at 31 July 2021, SGD basis, with dividends and distributions reinvested, if any. Performance figures for 1 month till 1 year show the % change, while performance figures above 1 year show the average annual compounded returns. Since inception performance under 1 year is not annualised.

<sup>^</sup>Includes the effect of the current subscription fee that is charged, which an investor might or might not pay.

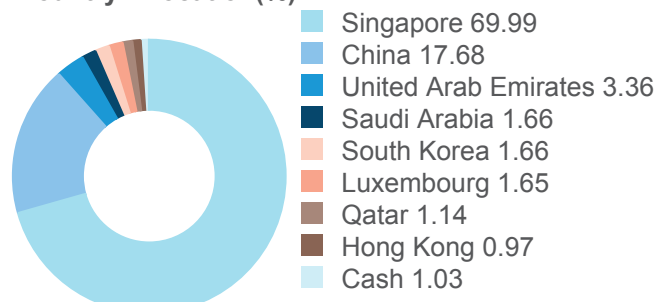
# United SGD Money Market Fund

## Portfolio Characteristics

### Sector Allocation(%)



### Country Allocation(%)



### Top 5 Holdings(%)

MAS FRN NOTES 10/21 VAR	19.16
MAS BILL 09/21 0	9.33
MAS BILL 10/21 0	9.33
MAS BILL BILLS 09/21 0.00000	9.33
MAS BILL BILLS 10/21 0.00000	9.33

### Fund Statistics

Effective Duration	0.29 Years
Number of Issues	43
Weighted Average Maturity	0.37 Years
Weighted Average Yield to Maturity	0.63 %
3 Year Annualised Std Deviation	0.38 %

## Share Class Details

Share Class	NAV Price	Bloomberg Ticker	ISIN Code	Inception Date	Subscription mode
B SGD	SGD 1.0268	UNSMMS SP	SG9999017297	Sep 18	Cash, SRS
Z SGD	SGD 1.0433	UNSMMS SP	SG9999017313	Jun 18	Cash, SRS
A1 SGD	SGD 1.0118	UNSMMA1 SP	SGXZ56370984	Aug 19	Cash, SRS

Share Class	Min. initial investment	Min. subsequent investment	Subscription fee(%)	Annual management fee(%)
B SGD	SGD 1,000,000	SGD 500,000	--	0.15
Z SGD	SGD 1,000,000	SGD 500,000	--	--
A1 SGD	SGD 1,000	SGD 500	--	0.25

# United SGD Money Market Fund

## Important Notice & Disclaimers

Investors should consider carefully whether to subscribe for units in the base currency of the Fund or for units in various classes which are denominated in their respective currencies. The difference in the performances of the Fund in various currencies, if applicable, is a reflection of fluctuating exchange rates during the relevant period.

A prospectus for the fund(s) (the "Fund(s)") may be obtained from the Manager or any of its appointed distributors. Investors should read the prospectus before deciding whether to subscribe for or purchase units in the Fund(s) ("Units"). All applications for Units must be made on application forms accompanying the prospectus or otherwise as described in the prospectus. **Past performance of the Fund(s) or the Manager and any prediction, projection or forecast on the economy or markets are not necessarily indicative of the future or likely performance of the Fund(s) or the Manager.** Any extraordinary performance may be due to exceptional circumstances which may not be sustainable. The value of Units and any income from the Fund(s) may fall as well as rise. The above information is strictly for general information only and must not be construed as an offer or solicitation to deal in Units, nor a recommendation to invest in any company mentioned herein. Investments in unit trusts are not obligations of, deposits in, or guaranteed or insured by UOB, UOBAM, or any affiliates or distributors. The Fund may use or invest in financial derivative instruments and you should be aware of the risks associated with investments in financial derivative instruments which are described in the Fund's prospectus. An investment in unit trusts is subject to investment risks and foreign exchange risks, including the possible loss of the principal amount invested. Investors may wish to seek advice from a financial adviser before making a commitment to invest in Units. In the event an investor chooses not to seek advice from a financial adviser, the investor should consider carefully whether the Fund(s) is/are suitable for him.

This advertisement has not been reviewed by the Monetary Authority of Singapore.

UOB Asset Management Ltd Company Reg No. 198600120Z



RIGHT BY YOU